



**Economic Vitality Incentive  
Program (EVIP)  
Citizen's Guide  
2012-2013  
City of Ypsilanti**

September 27, 2012

Michigan Department of Treasury  
Office of Revenue and Tax Analysis  
PO Box 30722  
Lansing MI 48909

**RE: Compliance Form 4886 for Ypsilanti City, MI Transparency & Accountability**

The Ypsilanti City is pleased to submit form 4886 with the required documents per Public Act 200, in compliance with the State of Michigan's Economic Vitality Incentive Program (EVIP).

The Ypsilanti City has chosen to use a web-service for this requirement, and has partnered with Munetrix to showcase our data.

**Included with this letter are the required documents for Ypsilanti City's:**

- **Citizens Guide Including:**
  - Most recent year end, current budget and 1-year forecast with assumptions
  - Summary of debt, pension and OPEB liabilities
- **Performance Dashboard**
  - Customized per our discretion

We have made the data available to the public via a link on our website; as well we will make available limited quantities of paper copies in our municipality lobby. You will find the confirmation of our website link and various supporting transparency documentation included with this letter.

We look forward to receiving these important EVIP funds from the State of Michigan and trust you will contact us if there are any questions or concerns.

Sincerely,

Ralph A. Lange  
City Manager

## Economic Vitality Incentive Program/County Incentive Program Certification of Accountability and Transparency

Issued under authority of 2012 Public Act 200. Filing is mandatory to qualify for payments.

Each city/village/township/county applying for Accountability and Transparency payments must:

1. Certify to the Michigan Department of Treasury (Treasury) that the local unit listed below has produced and made readily available to the public, a citizen's guide, a performance dashboard, and a projected budget report as required by 2012 Public Act 200. The citizen's guide, performance dashboard, and projected budget report shall be made available for public viewing in the clerk's office or posted on a publicly accessible Internet site.
2. Submit to Treasury a citizen's guide, a performance dashboard, and a projected budget report.

**City/village/township:** This certification, along with a citizen's guide, a performance dashboard, and a projected budget report, **must be received by October 1, 2012** to receive the October and December payments or on or before November 30, 2012 to receive the December payment. Post mark dates will not be considered. For questions, call (517) 373-2697.

**County:** This certification, along with a citizen's guide, a performance dashboard, and a projected budget report, **must be received by October 1, 2012** (or the first day of a payment month) in order to qualify for that month's payment. Post mark dates will not be considered. For questions, call (517) 373-2697.

PART 1: LOCAL UNIT INFORMATION		
Local Unit Name Ypsilanti City	Local Unit County Name Washtenaw	
Local Unit Code 204081	Contact E-Mail Address rlange@cityofypsilanti.com	
Contact Name Ralph A. Lange	Contact Title City Manager	Contact Telephone Number (734) 483-1810
Website Address, if reports are available online		
PART 2: CERTIFICATION		
<i>In accordance with 2012 Public Act 200, the undersigned hereby certifies to Treasury that the above mentioned local unit has produced a citizen's guide, a performance dashboard, and a projected budget report and has made them available for public viewing in the city, village, township, or county clerk's office or has posted them on a publicly accessible Internet site. The citizen's guide, performance dashboard, and projected budget report are attached to this signed certification.</i>		
Chief Administrative Officer Signature (as defined in MCL 141.422b)	Printed Name of Chief Administrative Officer (as defined in MCL 141.422b) Ralph A. Lange	
Title City Manager	Date September 27, 2012	

Completed and signed form (including required attachments) should be e-mailed to: **TreasRevenueSharing@michigan.gov**

If you are unable to submit via e-mail, mail the completed form and required attachments to:

Michigan Department of Treasury  
Office of Revenue and Tax Analysis  
PO Box 30722  
Lansing MI 48909

TREASURY USE ONLY		
EVIP/CIP Y N	Certification Received	EVIP/CIP Notes
Final Certification	Dashboard Received	
	Citizens Guide Received	
	Projected Budget Report Received	



# City of Ypsilanti

- Tour Ypsi
- Living
- Events & Recreation
- Doing Business
- Government**
- Action & Request Center

- Mayor & City Council
- About Ypsi
- Boards & Commissions
- Departments

Home > Government

[Print Page](#) [Share Page](#)

## Government

### The City of Ypsilanti

The City of Ypsilanti (ip-s'-In-t) was incorporated as a village in 1832 and as a city in 1858. The incorporated area of the city is 4.2 square miles. As of the 2010 US Census, the City of Ypsilanti's population is 19,435.



**EVIP Program**

**Munetrix**  
Citizens' Guide to Finances and Dashboard

- Performance Dashboard
- Citizen Guide
- City Collaboration and Cooperation Report
- Certification of EVIP Employee Compensation - Public Act 152 of 2011 Option

**Make a Payment**

Treasury Department

- Pay your taxes
- Pay a parking ticket
- Other payments

**Upcoming Meetings**

**Housing Commission Meeting**  
Sep 27th, 2012  
The Housing Commission administers the low income public housing and Section 8 programs within the City to ensure that participants are provided with...

**Depot Town Cruise Nights**  
Sep 27th, 2012  
...

**Downtown Farmers Market**  
Oct 2nd, 2012  
Presented by Growing Hope...

[Read More >>](#)

**Property Search**

[Visit the City Assessor to:](#)

- Conduct a Property Search
- Pay your property taxes online
- View rental records
- Search for property permit history

**Meet your Elected Officials**

Please visit this section to obtain official records, communications, and goals of the Ypsilanti City Council.

**Boards and Commissions**

Information about your board representatives, meeting records & dates, and other helpful resources.

**City Clerk**

Visit the City Clerk to view public records; apply for licenses; and learn about upcoming voting and election opportunities.

**Planning and Development**



Vist our Planning and Development section to learn about city projects, demographic reports, and zoning maps & ordinances.

### Work Permits

#### [Building Department](#)

- Work Permits
- Sign Permits
- Rental Inspections

### Historic District

#### [HDC Commission](#)

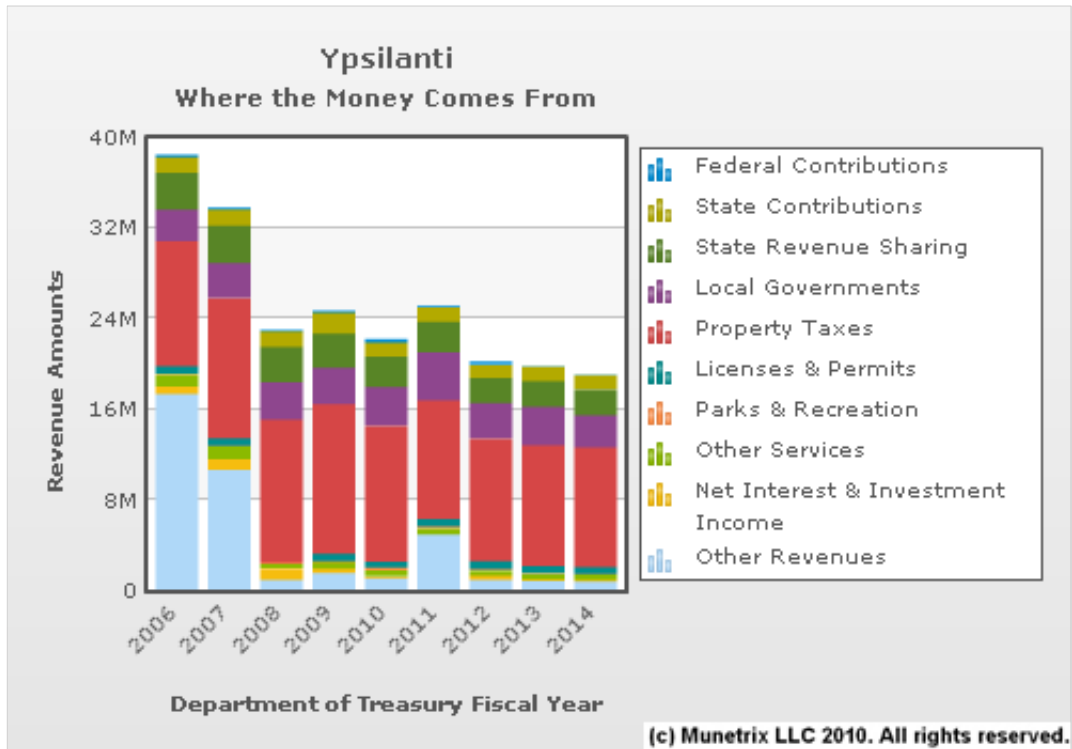
- Work Permit
- HDC Map
- HDC FAQs

The city's downtown has recently developed loft apartments along Michigan Avenue, several new restaurants, and a new public library. Ypsilanti is also home to Eastern Michigan University, and is in close proximity to The University of Michigan, and two major hospitals. Residents and visitors enjoy such annual events as The Ypsilanti Heritage Festival, The Michigan Brewers Guild Summer Beer Festival, The Orphan Car Show, and Elvisfest.

[Home](#) | [Login](#) | [Community](#) | [Sitemap](#) | [Contact Us](#)

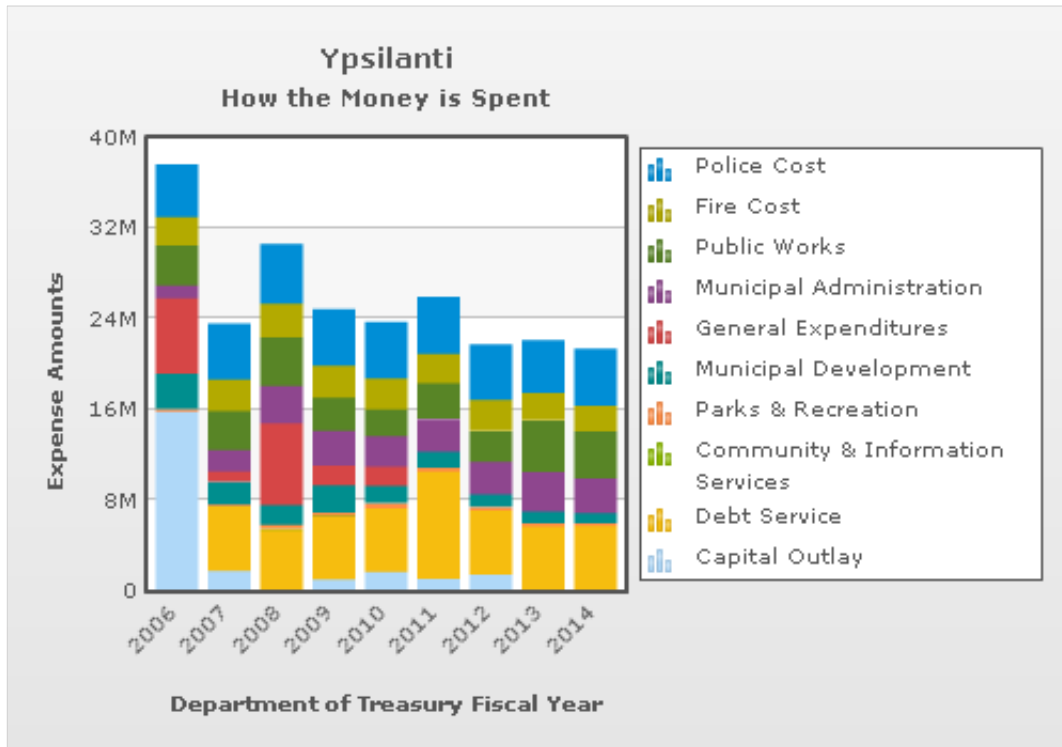
City of Ypsilanti City Hall  
One South Huron Street - Ypsilanti, MI 48197  
Monday - Friday (8AM - 5PM)  
(734) 483-1100





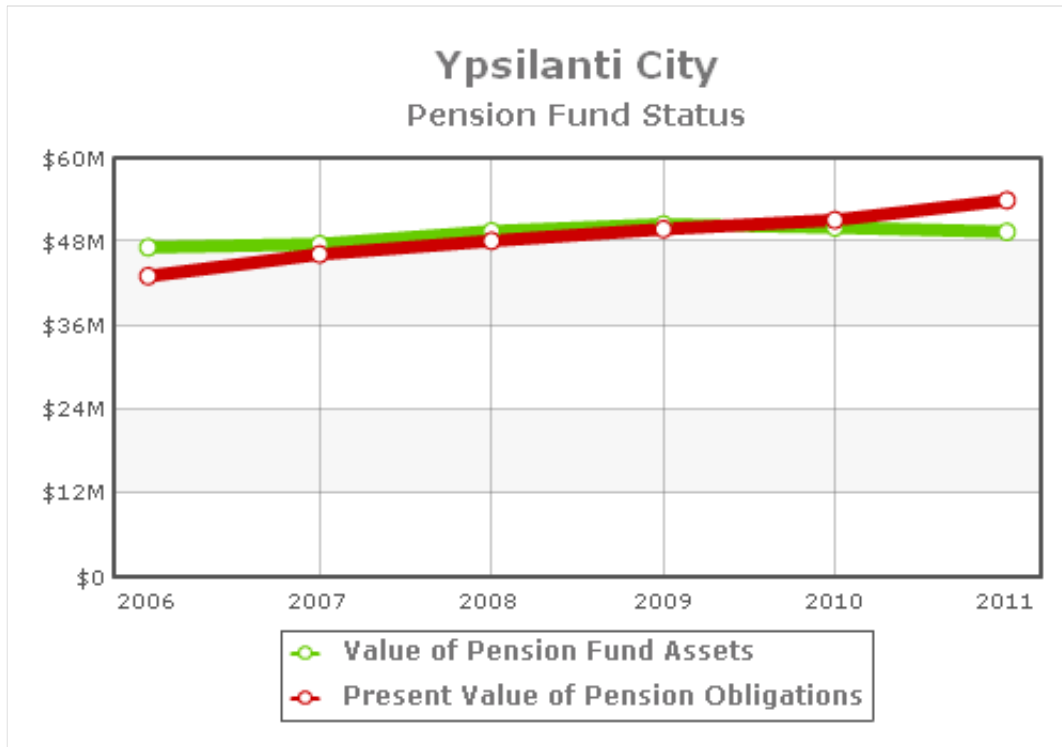
**Why it Matters:** Revenue is generated from the tax dollars we receive from residents and businesses which are generated from our millage rate multiplied by property valuations. Revenue is also generated from other sources such as State and Federal grants, permits, fees, water and sewer charges, parking fees and citations. (n036)

**Notes About the Data:** Historical Revenue & Expense data has been loaded from the F65 forms that each municipality files with the State of Michigan and includes all fund types: **General Fund, Other Government Funds, Enterprise and Component Unit** . Current & Future Year data is loaded from the community's own budget or forecast projections and typically only include: **General and other Governmental Funds**. (n016)



**Why it Matters:** Just like you, expenses pay the bills. As a service provider for the community, expenses cover the costs associated with running the government and keeping the city clean, safe and to maintain the quality of life we enjoy as residents. (n037)

**Notes About the Data:** Historical Revenue & Expense data has been loaded from the F65 forms that each municipality files with the State of Michigan and includes all fund types: **General Fund, Other Government Funds, Enterprise and Component Unit** . Current & Future Year data is loaded from the community's own budget or forecast projections and typically only include: **General and other Governmental Funds**. (n016)



**Why it Matters:** Unfunded pensions and unfunded retiree health care as shown here are determined based on actuarial assessments of asset values and long-term liabilities. Even a "fully-funded" pension system according to annual required contributions (ARC) could be underfunded in a given year, depending on market conditions. (n031)

**Notes About the Data:** This information is generally found in the footnote disclosures of your municipality's annual financial statements; it is also available in your community's actuarial valuations. (n033)



**CITY OF YPSILANTI**  
**SCHEDULE OF DEBT**  
**FY 2012-2013 (July 1, 2012 to June 30, 2013)**

Funds	Governmental Activities	Interest Rate	Balance as of 6/30/2012	Additions	Principal	Interest	Interest	Total Interest	Balance as of 6/30/2013
<b>General obligation bonds:</b>									
303	2010 Unlimited Tax General Obligation Refunding Bonds Maturing through 2016	2.46272	3,225,000.00		620,000.00	36,362.50	30,162.50	66,525.00	2,605,000.00
316	2002 Limited Tax Capital Improvement Bonds Amount of Issue - \$400,000 Maturing through 2017	3-4.6	195,000.00		30,000.00	4,215.00	3,615.00	7,830.00	165,000.00
341	2003 Unlimited Tax Bonds Amount of Issue - \$8,465,000 Maturing through 2018	2.375-4.375	4,540,000.00		535,000.00	95,018.75	84,318.75	179,337.50	4,005,000.00
477	2006 B GO Refunding Amount of Issue - \$15,740,000 Maturing through 2031	5.55 - 6.20	15,120,000.00		390,000.00	458,783.75	458,783.75	917,567.50	14,730,000.00
<b>Total General obligation bonds</b>			<b>23,080,000.00</b>	-	<b>1,575,000.00</b>	<b>594,380.00</b>	<b>576,880.00</b>	<b>1,171,260.00</b>	<b>21,505,000.00</b>
<b>Revenue Bonds:</b>									
365	2001 Water & Sewer System Amount of Issue - \$4,000,000 Maturing through 2027	4.00 - 6.00	940,000		70,000.00	22,250.00	20,692.50	42,942.50	870,000.00
366	2002-A Water & Sewer System Amount of Issue - \$5,000,000 Maturing through 2027	4.00 - 5.00	1,100,000		100,000.00	26,175.00	23,925.00	50,100.00	1,000,000.00
364 (DWRf)	2002-B Water & Sewer System Amount of Issue - \$485,000 Maturing through 2021	2.5	280,000		25,000.00	3,500.00	3,187.50	6,687.50	255,000.00
367	2002-C Water & Sewer System Amount of Issue - \$8,660,000 Maturing through 2027	4-5	3,535,000		280,000.00	77,525.00	71,925.00	149,450.00	3,255,000.00
368	2003-A Water & Sewer System Amount of Issue - \$4,800,000 Maturing through 2014	1.2-4.1	1,535,000		520,000.00	30,432.50	20,552.50	50,985.00	1,015,000.00
470	2003-B Water & Sewer System Amount of Issue - \$1,500,000 Maturing through 2023	3.5-4.25	1,280,000		40,000.00	24,968.75	24,268.75	49,237.50	1,240,000.00
471 (DWRf)	2003-C Water & Sewer System Amount of Issue - \$785,000 Maturing through 2023	2.5	520,000		40,000.00	6,500.00	6,000.00	12,500.00	480,000.00
469 (DWRf)	2003-D Water & Sewer System Amount of Issue - \$5,300,000 Maturing through 2023	2.5	3,490,000		255,000.00	43,625.00	40,437.50	84,062.50	3,235,000.00
472	2004-A Water & Sewer System Amount of Issue - \$2,700,000 Maturing through 2028	3.30 - 4.55	2,270,000		70,000.00	47,120.00	45,912.50	93,032.50	2,200,000.00
474 (DWRf)	2004-B Water & Sewer System Amount of Issue - \$6,330,000 Maturing through 2024	2.125	4,415,000		300,000.00	46,909.38	43,721.88	90,631.26	4,115,000.00
478	2006 WATER & SEWER REFUNDING BONDS Amount of Issue - \$9,895,000 Maturing through 2027	4.21489	9,795,000		25,000.00	198,096.88	197,628.13	395,725.01	9,770,000.00
479 (DWRf)	2007 Water & Sewer System Amount of Issue - \$375,000, Actual \$298,702 Maturing through 2026	2.125	253,702		15,000.00	2,695.58	2,536.21	5,231.79	238,702.00
480 (DWRf)	2008 Water & Sewer System Amount of Issue - \$434,253 Maturing through 2028	2.5	379,253		20,000.00	4,740.66	4,490.66	9,231.32	359,253.00
481 (DWRf)	2009 Water & Sewer System Amount of Issue - \$260,000 Maturing through 2028	2.5	171,253		5,000.00	1,151.60	1,089.10	2,240.70	166,253.00
<b>Total Revenue Bonds</b>			<b>29,964,208.00</b>	-	<b>1,765,000.00</b>	<b>535,690.35</b>	<b>506,367.23</b>	<b>1,042,057.58</b>	<b>28,199,208.00</b>
<b>Installment Purchase Agreement</b>									
252	2003 CDBG Loan Amount of Issue - \$2,750,000 (total) Maturing through 2025 (pmts. Begin 2015)	4.00	2,750,350.00					-	2,750,350.00
412	<b>Bitmore Agreement</b> Amount of issue - \$725,000 Maturing Oct 2009	N/A	340,000.00						340,000.00
<b>Total Installment Purchase Agreement and other obligations</b>			<b>3,090,350.00</b>	-	-	-	-	-	<b>3,090,350.00</b>



**CITY OF YPSILANTI**  
**SCHEDULE OF DEBT**  
**FY 2013-2014 (July 1, 2013 to June 30, 2014)**

		Interest	Balance as of					Balance as of	
		Rate	6/30/2013	Additions	Principal	Interest	Interest	Total Interest	6/30/2014
<b>Funds</b>	<b>Governmental Activities</b>								
	<b>General obligation bonds:</b>								
303	2010 Unlimited Tax General Obligation Refunding Bonds Maturing through 2016	2.0-2.5	2,605,000.00		630,000.00	30,162.50	23,862.50	54,025.00	1,975,000.00
316	2002 Limited Tax Capital Improvement Bonds Amount of Issue - \$400,000 Maturing through 2017	3-4.6	165,000.00		30,000.00	3,615.00	3,000.00	6,615.00	135,000.00
341	2003 Unlimited Tax Bonds Amount of Issue - \$8,465,000 Maturing through 2018	2.375-4.375	4,005,000.00		560,000.00	84,318.75	73,118.75	157,437.50	3,445,000.00
477	2006 B GO Refunding Amount of Issue - \$15,740,000 Maturing through 2031	5.55 - 6.20	14,730,000.00		445,000.00	447,863.75	447,863.75	895,727.50	14,285,000.00
	<b>Total General obligation bonds</b>		<b>21,505,000.00</b>	<b>-</b>	<b>1,665,000.00</b>	<b>565,960.00</b>	<b>547,845.00</b>	<b>1,113,805.00</b>	<b>19,840,000.00</b>
	<b>Revenue Bonds:</b>								
365	2001 Water & Sewer System Amount of Issue - \$4,000,000 Maturing through 2027	4.00 - 6.00	870,000		85,000.00	20,692.50	18,780.00	39,472.50	785,000.00
366	2002-A Water & Sewer System Amount of Issue - \$5,000,000 Maturing through 2027	4.00 - 5.00	1,000,000		120,000.00	23,925.00	21,225.00	45,150.00	880,000.00
364 (DWRf)	2002-B Water & Sewer System Amount of Issue - \$485,000 Maturing through 2021	2.5	255,000		25,000.00	3,187.50	2,875.00	6,062.50	230,000.00
367	2002-C Water & Sewer System Amount of Issue - \$8,660,000 Maturing through 2027	4-5	3,255,000		295,000.00	71,925.00	66,025.00	137,950.00	2,960,000.00
368	2003-A Water & Sewer System Amount of Issue - \$4,800,000 Maturing through 2014	1.2-4.1	1,015,000		510,000.00	20,552.50	10,352.50	30,905.00	505,000.00
470	2003-B Water & Sewer System Amount of Issue - \$1,500,000 Maturing through 2023	3.5-4.25	1,240,000		45,000.00	24,268.75	23,481.25	47,750.00	1,195,000.00
471 (DWRf)	2003-C Water & Sewer System Amount of Issue - \$785,000 Maturing through 2023	2.5	480,000		40,000.00	6,000.00	5,500.00	11,500.00	440,000.00
469 (DWRf)	2003-D Water & Sewer System Amount of Issue - \$5,300,000 Maturing through 2023	2.5	3,235,000		260,000.00	40,437.50	37,187.50	77,625.00	2,975,000.00
472	2004-A Water & Sewer System Amount of Issue - \$2,700,000 Maturing through 2028	3.30 - 4.55	2,200,000		70,000.00	45,912.50	44,670.00	90,582.50	2,130,000.00
474 (DWRf)	2004-B Water & Sewer System Amount of Issue - \$6,330,000 Maturing through 2024	2.125	4,115,000		305,000.00	43,721.88	40,481.25	84,203.13	3,810,000.00
478	2006 WATER & SEWER REFUNDING BONDS Amount of Issue - \$9,895,000 Maturing through 2027	4.21489	9,770,000		25,000.00	197,628.13	197,128.13	394,756.26	9,745,000.00
479 (DWRf)	2007 Water & Sewer System Amount of Issue - \$375,000, Actual \$298,702 Maturing through 2026	2.125	238,702		15,000.00	2,536.21	2,376.83	4,913.04	223,702.00
480 (DWRf)	2008 Water & Sewer System Amount of Issue - \$434,253 Maturing through 2028	2.5	359,253		20,000.00	4,490.66	4,240.66	8,731.32	339,253.00
481 (DWRf)	2009 Water & Sewer System Amount of Issue - \$260,000 Maturing through 2028	2.5	166,253		5,000.00	1,089.10	1,026.60	2,115.70	161,253.00
	<b>Total Revenue Bonds</b>		<b>28,199,208.00</b>		<b>1,820,000.00</b>	<b>506,367.23</b>	<b>475,349.72</b>	<b>981,716.95</b>	<b>26,379,208.00</b>
	<b>Installment Purchase Agreement</b>								
252	2003 CDBG Loan Amount of Issue - \$2,750,000 (total) Maturing through 2025 (pmts. Begin 2015)	4.00	2,750,350.00					-	2,750,350.00
412	<b>Bitmore Agreement</b> Amount of issue - \$725,000 Maturing Oct 2009	N/A	340,000.00						340,000.00
	<b>Total installment Purchase Agreement and other obligations</b>		<b>3,090,350.00</b>	<b>-</b>	<b>-</b>	<b>-</b>	<b>-</b>	<b>-</b>	<b>3,090,350.00</b>





## Dashboard For Ypsilanti City

[View details in the Citizens' Guide](#)

<b>Fiscal Stability</b>			
	FY 2010	FY 2011	Progress
Annual General Fund expenditures per capita	\$631	\$623	↑
Fund balance as % of annual General Fund expenditures	77.2%	77.5%	↑
Other Post Employment Benefits % Funded	11.4%	24.9%	↑
Pension % Funded	97.9%	91.7%	↓
Debt burden per capita	\$3,253	\$3,102	↑
<b>Public Safety</b>			
	2010	2011	Progress
Crimes against persons per thousand residents	78.5	81.6	↓
Crimes against property per thousand residents	191.5	180.7	↑
Crimes against society per thousand residents	51.8	51.2	↑
Other crimes per thousand residents	62.9	64.4	↓
Traffic crashes non-injury	664	629	↑
Traffic crashes injuries or fatalities	136	151	↓
<b>Quality of Life</b>			
	FY 2010	FY 2011	Progress
Acres of park per thousand residents	0%	4.4%	↑
Percent of General Fund budget committed to arts culture and recreation	3.7%	2.9%	↓
<b>School District Enrollment</b>			
	2010	2011	Progress
Ypsilanti School District	3,893	3,813	↓